

BITUMAX SELF-ADHESIVE 2MM

Description:


Double-sided self-adhesive polyester reinforced SBS-modified bitumen membrane BITUMAX SELF-ADHESIVE 2MM is used as an underlay on pitched roofs and as a vapor barrier. Could also be used for waterproofing of foundations and engineering structures.

Advantages:

- Double-sided self-adhesive surface.
- Additional strength granted by polyester reinforcement.
- Can be used on bases, where the standard torch-on application is forbidden (wood, XPS, etc.).
- High speed of application.
- Safety and cheap application – the membrane is applied without the use of gas and flame.
- No need for any additional equipment and skills.
- Cold application method prevents smoke, odors and noise.

General requirements:

- Rolls of the material should be stored indoors in a dry place in their original packaging and taken to the construction site ready to use.
- Keep the rolls upright and do not stack pallets.
- Falls or other mechanical impacts should be avoided during transportation and storage.
- The application surface must be cleaned of dust, debris, grease, leaves, oil and should not have gaps and cracks or other irregularities to ensure proper adhesion of the membrane.
- Surface must be treated with primer before installation of waterproofing material.




Installation:


▪ FLAT SURFACE



Fit and straighten the membrane to the surface already treated with bitumen primer.



Fold the membrane in half of its width (50 cm) and pre-cut the protective film.




Remove silicone anti-adhesion film from the first half of the membrane.



Spread the folded part of the membrane back onto the surface with adhesive side down.



Fold the roll from the opposite side and remove the rest of silicone film.




Spread the remaining half of the membrane back onto the surface.



Longitudinal overlaps – 80-100 mm. End overlaps – 150 mm. Overlaps to be pressed with a heavy roller.



To facilitate the adhesion of the membrane on adjacent elements use a hot air dryer.



Installation:

■ PITCHED ROOF

- If the application surface is continuous and made of plywood or OSB panels, the use of primer is not required thanks to the low residual moisture content in the substrate.
 - Roll out and fit the membrane over the whole surface. The membrane is stretched orthogonal to the eaves with longitudinal overlaps of 80 mm and sheet end overlaps of 150 mm.
 - After aligning and stretching the membrane, remove anti-adhesion silicone film from the bottom side and attach the membrane to surface with an even pressure.
- The membrane must be fastened mechanically on end overlaps with nails for every 100 mm on a distance of 40 mm from the edge of the membrane.
 - End overlaps are then bonded with adhesive mastic.

NOTE: When self-adhesive membranes are used for sealing a flap, the positioning of sheets must be perpendicular to the gutter line. In all cases, mechanical fastening by large head nails or anchors with metal washers is recommended in places of overlaps that are covered with the following sheet of the membrane.

Declared performance:

Essential characteristics	Test method	Performance	Essential characteristics	Test method	Performance
Protection of the top side	-	self-adhesive binder + anti-adhesion film	Softening point, °C	ASTM D36	≥ +100
Protection of the bottom side	-	self-adhesive binder + anti-adhesion film	Flexibility at low temperature, °C	EN 1109-1	≤ -20
Length, m	EN 1848-1	≥ 20.0	Flow resistance at elevated temperature, °C	EN 1110	≥ +90
Width, m	EN 1848-1	≥ 1.0	Watertightness at 10 kPa for 24 hours	EN 1928	Pass
Straightness	EN 1848-1	≤ 10 mm / 5 m	External fire performance	EN 13501-5	Froof
Mass per unit area, kg/m ²	EN 1849-1	1.8±0.20 2.3±0.20	Reaction to fire	EN 13501-1	Euroclass E
Thickness, mm	EN 1849-1	2.0±0.20	Dimensional stability, %	ASTM D5147	1.0
Type of carrier	-	polyester	Visible defects	EN 1850-1	Pass
Tensile properties: maximum tensile force L / T, N/50mm	ASTM D5147	400±100 / 300±100	Peel resistance of joints: overlap to overlap / overlap to film, N/50mm	EN 12316-1	≥ 40 / ≥ 20 (1.5 mm) ≥ 60 / ≥ 30 (2.0 mm)
Tensile properties: elongation L / T, %	ASTM D5147	35±20 / 45±20	Water vapour transmission properties	EN 1931	μ=20000
Tear resistance L / T, N	ASTM D4073	≥ 100 / ≥ 100	Dangerous substances	Does not contain dangerous substances	

Shelf life if all storage requirements are met: 12 months from the production date.