

## Stratigraphy

1. Silicon release film
2. Waterproofing compound
3. Reinforced polyester single-strand reinforced polyester
4. Waterproofing compound
5. Sand finish

## DESCRIPTION

LEMAX waterproofing membrane are quality torch applied membrane manufactured from premium grade heavily modified bitumen. It has been developed and produced of plastomeric polymer bitumen membrane BPP, compound in distilled bitumen modified with high molecular weight polymers, reinforced with non woven polyester strand thus guaranteeing superior performance under various conditions.

## USES

LEMAX waterproofing membrane is ideal for use in wide range of waterproofing applications such as foundations, tunnels, basements, roofs, car park decks and other civil work.

- All concrete roof and floor slab
- Basement tanks
- Car park deck slabs
- Concrete retain structures
- Subway
- Tunnel
- Bridge deck
- Water treatment
- Swimming pool

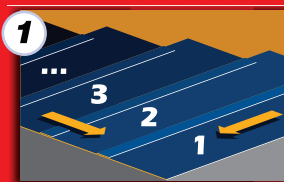
## INSTRUCTION FOR USE

### 1. Surface preparation


- The surface of concrete substrate shall be smoothed with a steel trowels and shall be removed any loosed aggregates sharp projection sand others likely to damage the membrane. Smooth transition should be made at wall/parapet/floor slab junctions using sand/cement mortar. The surface must be cleaned by brush and keep clean condition during waterproofing application.

### 2. Primer application

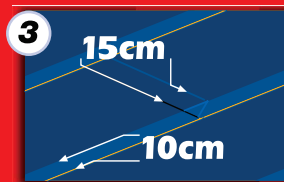
- Apply primer with a paint brush or roller thinly and uniformly. Primer should be applied only the area to be covered with membrane in working day. Membrane can be covered 2 ~ 3 hours after priming in normal weather and concrete surface conditions.




Spread the film roll in a straight line



Add heat membrane



Stacked edges



Apply the membrane to the surface face tilt or stand

## Note

### 3. Membrane application

To apply straightly the membrane on the concrete surface, unroll and align the roll with a straight line, and reroll from both edges toward center of the roll. During each stage, must be overlap the next layer by at least 10cm by width.

The membrane roll back without changing the orientation. The rolled membrane is slowly unrolled again while it's surface is lightly heated, transversally. By means of gas torch, thus causing surface melting and subsequent adhesion to the surface. Add heat the bottom of the membrane steadily and evenly with gas torch till the back side film is melted to flow. Then stick the membrane to the surface with pressure. End joints should be made with a minimum of 10cm overlap. On vertical or inclined surface, the membrane shall be laid from the lowest level to upwards.

## TECHNICAL DATA SHEET

PRODUCT	LEMAX 4MM S APP				
Compound	BPP	(bitumen modified plastomeric polymers)			
Reinforcement	Non woven polyester strand				
CHARACTERISTICS	EN DRC	UNIT	VALUE		TOL
Visible Defects	EN 1850-1	....	pass		....
Thickness	EN 1849-1	mm	4,00		-10%
Weight and Length	EN 1848-1	m	1,00	10	-1%
Straightness	EN 1848-1	mm	max 20		pass
Max Tensile Force (L/T)	EN 12311-1	N/5cm	700	550	-20%
Elongation (L/T)	EN 12311-1	%	40	40	-15 abs
Resistance to Tearing (L/T)	EN 12310-1	N	180	160	....
Resistance to Static Loading	EN 12730	Kg	15		
Resistance to Impact	EN 12691	mm	700		
Joint Strength(L/T)	EN 12317-1	N/5cm			npd
Peel Resistance of Joint(L/T)	EN 12316-1	N/5cm			npd
Pliability (Cold Flex)	EN 1109	°C	-20		pass
Pliability(Cold Flex) –Aged	EN 1296	°C			npd
U.V Artifical Ageing(Visible Defects)	EN 1296	....			....
Watertightness	EN 1298	kPa	60		....
Water Vapour Permeability	EN 1931	μ x 100	20		Npd
Water Vapour Permeability (Aged)	EN 1296	μ x 100			npd
Form Stability(New/Aged)	EN 1110	°C	120		pass
Dimensional Stability(L/T)	EN 1107-1	-	-0,25	0,15	pass
Root Resistance	MBP group	% add			npd
External Fire Performance	EN 13501-5	Class	F(roof)		npd
Reaction to Fire	EN 13501-1	Class	F		npd
Granule Adhesion	EN 12039	%			npd
Upper Finishing	Mineral				
Lower Finishing	Sand				
Rolls x pallet/Packaging	24	With shrinkable pe, on pallets			

## Size & Packing

P 4.0 mm	
Roll size [m]	10x1
Roll number/pallet	24
Area/pallet [m]	240

**Lemax®**

VETROASFALTO SpA  
Via Pascoli 3, 2006 Basiglio (MI) – Italy

Tel: +39 02 95983247  
Fax: +39 02 95983557

